



## Selamat Datang di KLM SUNSHINE

Welcome on board the KLM SUNSHINE and with Blue Bay Divers. This small booklet contains additional information for your stay on the ship.

Most of it has already been covered in the ship briefing. Here for reference:

- Information about the ship
- Catering – Food and Drinks
  - Life on Board
    - Diving
- Small Indonesian Language Guide
  - Prices

Of course, we, Anke, Lany, and Yustus, as well as the entire team, are available for any questions and information. We wish you a wonderful time with us and many great and exciting dives.

## **General Information**

Blue Bay Divers, successfully operating in Sulawesi since 2004, consists of the KLM SUNSHINE and the Saronde Island Resort.

## **Lembeh, Bangka, or Other Ports / Haviours**

Depending on the tour, the trip starts either in Lembeh (Bitung), Bangka (Manado), Gorontalo, or even Ampana or Pagimana. The trips always start at 8 AM on the first day, with three dives offered on that day. We therefore recommend boarding at least one day in advance to avoid missing any dives.

## **KLM SUNSHINE**

We continue with our Blue Bay Divers concept – plenty of space and personalized service for a small number of divers. The KLM Sunshine is 30 meters long and 6.5 meters wide, setting sail with a maximum of 10 divers.

Our guests can choose between two double cabins on the lower deck and two double cabins on the upper deck, all equipped with private bathrooms and toilets. A restaurant/salon with a charging area (Dry Area) for cameras and laptops, a chillout and briefing area on the upper deck, as well as a spacious dive deck with ample room for all divers, and an even larger sun deck ensure maximum comfort for our guests.

Each day, three dives are conducted.

## **History**

It had long been a dream to expand diving opportunities beyond Blue Bay Divers with a safari boat, allowing access to new dive sites and regions.

This combination – a dreamlike island with nearby dive spots and multi-day safari tours, initially in North Sulawesi and later beyond – offers divers a truly unique experience.

In December 2009, we traveled to Bira (South Sulawesi) for the first time to gather initial information on general procedures, competent shipbuilders, and pricing conditions.

After further considerations, we held an extensive meeting in February 2010 with Hadji, our contract partner and project leader in Makassar. Our ideas and wishes were incorporated into numerous drawings and blueprints, combining our vision with Hadji's years of experience. This marked the first paper version of the SUNSHINE.

The keel was laid in March 2010, and with much craftsmanship and dedication, the ship grew month by month. The hull is entirely made of ironwood (Kaju Besi), while the superstructures and interior fittings were crafted from teak and other hardwoods.

By September 2010, the moment had arrived: the LAUNCH. It took over two weeks for many workers, using steel cables and sandbags, to carefully guide the heavy ship into the water.

Further interior work was completed in the harbor of Bira, and by the end of February 2011, KLM Sunshine was transferred to its home port in North Sulawesi, where additional finishing touches were made before it was fully operational.

## **Sunshine, a Phinisi Liveaboard**

KLM Sunshine is a stunning vessel crafted entirely from wood in the coastal town of Bira, South Sulawesi, following the ancient and revered Phinisi shipbuilding tradition. This time-honored

craft, passed down through generations, is upheld by a dedicated group of master shipbuilders, all hailing from the same close-knit village. Their deep-rooted expertise and passion for the craft ensure that each ship they create is not just a mode of transportation, but a living testament to their cultural heritage. With each plank carefully placed, the legacy of Phinisi shipbuilding is preserved, blending timeless artistry with the skilled hands of those who continue to breathe life into this centuries-old tradition.

### Dimensions

Built out of ironwood and teakwood in Tanah Beru and Bira, South Sulawesi, between 2010 and 2012

- **Length overall:** 30,75 m
- **Length of the Deck:** 25,50 m
- **Width of the Deck:** 6,93 m
- **Width of the main deck:** 3,00 m

### KLM Sunshine Technical Data

- Tender: 1
- Engine: Mitsubishi 10DC11, 440 HP
- Generators: Two with 50 kW and one with 15 KW
- Compressors: Two Bauer Poseidon and one Nitrox Membrane System
  - Tanks: 30 Nitrox Tanks
    - Echolot
    - GPS
    - Radar
    - Radio
  - Satellite phone: ISAT Phone Pro
- Search and Rescue Transmitter: TRON AIS-SART
  - Life raft 10 PAX
  - Lifebelts: 6
  - Life Jackets: 20
- Satellite Communicator: Garmin Inreach SE®+ with Protegear Vesseltrack
- 

### A Typical Day on a Dive Liveaboard – KLM Sunshine

A day on board the *KLM Sunshine* follows a **well-practiced routine**, ensuring we get the most out of our **dives and snorkeling trips**, cover the planned route, and keep everyone well-fed.

#### Daily Schedule:

##### **6:00 AM – Sunrise & Dive Prep**

Early risers can enjoy the sunrise while getting ready for the **first dive**.  
Have a small snack before first dive if you want.

##### **7:00 AM – First Dive**

Divers start their day, while breakfast is being prepared or enjoy a **morning coffee** in the sun.

##### **8:30 AM – Breakfast**

A delicious spread including **pancakes, toast, fried eggs, nasi goreng (fried rice), fresh fruit, and various spreads**.

### 11:00 AM – Second Dive

We head out on the **tender boat** for another dive. Non-divers can **explore a remote beach** or **snorkel along vibrant coral reefs**.

### 1:00 PM – Lunch

Return to the boat for a **hearty meal** with vegetarian and meat options, **rice, vegetables, and fresh fruit**.

### 3:00 PM – Third Dive

Followed by **afternoon coffee** or a **refreshing swim off the boat**.

### 6:00 PM – Optional Fourth Dive as Night Dive *(available upon request)*

### 7:30 PM – Dinner

A **warm and satisfying meal** including **soup, main courses such as chicken, vegetables, rice, fried noodles, tempeh, or spring rolls**.

After dinner, relax under the **starlit sky**, share dive stories, and get ready for another day of adventure!

## SUN DECK

The sun deck is the perfect spot for sunbathing and relaxation, offering an ideal vantage point to enjoy the uniquely beautiful island world of Indonesia. With plenty of sun mats, bean bags, and a small table, as well as a shaded area, this deck invites you to unwind and enjoy the sea breeze. It's also an excellent place for dining outdoors, whether for lunch or dinner, while enjoying the breeze or gazing at the stars.

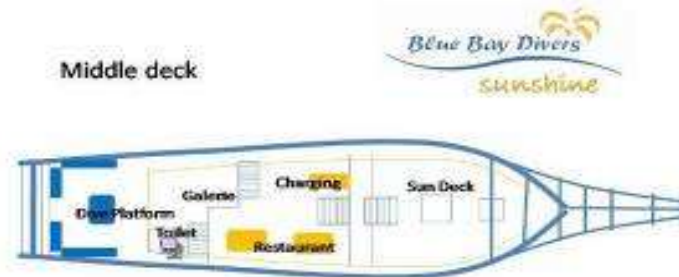
## UPPER DECK



- The upper deck features two double cabins, each with individually adjustable air conditioning. Each cabin also has its own private bathroom, shower, and toilet.
- Cabins are available with either a single bed or twin beds.
- The spacious Chillout Area provides a relaxing space for guests between dives. Briefings and debriefings also take place here. Guests can unwind in the hammock, perfect for a quick nap between dives.

- The upper deck also houses the navigation room, the captain's cabin, and the cruise director's cabin. One staircase leads to the restaurant, while another leads to the sun deck.

## MIDDLE DECK



- The dive deck is located here, where diving equipment is provided and ready to use. Tanks are also filled on this deck. From the dive area, guests have direct access to the dive platform and the dive boat.
- Meals are served in the restaurant, and drinks are readily available. There is a charging station where guests can power stationary cameras, lamps, and laptops.
- The sun deck offers a perfect spot to relax between dives, where guests can enjoy the shade or bask in the sun during the day or chill-out in the evenings.
- 

## LOWER DECK



- The lower deck features two double cabins, slightly smaller than those on the upper deck. The spacious owner's cabin is also available for booking.
- Each cabin has air conditioning, a private bathroom with a shower and toilet. The emergency exit, featuring a glass window, allows natural sunlight to brighten the lower deck.
- Additional storage space is available on this deck, including a storage room.

## The Restaurant – More Than Just a Dining Area

Meals are served buffet-style in the restaurant on the middle deck. Our chef prepares a delicious mix of Indonesian and Western cuisine.

Breakfast is served after the first dive, lunch around 1:00 PM, and dinner at approximately 7:00 PM or after the night dive.

Debriefing with the guides takes place on the sun deck or in the chillout area. Identification books can be found in the restaurant.

After dinner, the Cruise Director will discuss the next day's schedule with you.

### **Both the restaurant and cabins are DRY AREAS and NON-SMOKING.** **Drinks**

Drinks such as water, tea, coffee are included on the Sunshine. Soft drinks in cans – Cola, Sprite, Diet Coke, and Tonic Water – are available for self-service in the restaurant or from the fridge. Please mark your consumption on the beverage list next to the fridge.

Cookies and snacks are also provided. Small spoons are in the box. Please place used spoons in the cup of water to avoid attracting ants.

Beer is not included. Please help yourself from the fridge and mark your consumption on the list hanging next to it. Canned soft drinks are also charged separately.

#### DRINKS and PRICES KLM SUNSHINE

Beer	50.000 IDR
Coke	30.000 IDR
Sprite	30.000 IDR
Tonik	30.000 IDR

GinTonik 130.000 IDR

Wine per Bottle: 600.000 IDR

Please take from the Frigde and make you mark in the Drinks List below

If you want Wine or GinTonik, please inform our Roomboy

Thank You

### **Wi-Fi / Mobile Internet & Workspace** **Small Desk in your Cabin**

Each cabin has a **small desk**. Alternatively, you can use the **tables in the common area**.

#### **Wi-Fi & Streaming**

The **Wi-Fi** provided on board works well **near the coast**, though it can sometimes be a bit slow. If you want to watch series or movies in the evening **without interruptions**, we recommend **downloading them in advance**.

**We Charge for the WIFI usage 10 eur PER TRIP**

#### **Mobile Internet**

We also used **Indonesian SIM cards and eSIMs**, which provided **good coverage most of the time**. Depending on your **tour route**, check in advance how reliable the **internet coverage** will be, especially if you **depend on staying connected**.

## **Cabins**

The Sunshine offers a total of five cabins with private bathrooms. "Lembeh" and "Bunaken" are located on the upper deck, while "Siau" and "Sangihe" are on the lower deck. The owner's cabin is named "SAHAUNG."

Please do not charge electrical or electronic devices in the cabin without supervision.

Water should be used sparingly. We recommend taking a quick rinse on the dive deck after diving and showering in your cabin only in the evening after the last dive. If water pressure is too low, please inform the crew.

Toilet paper should be disposed of in the designated bin.

In case of rain, please close the windows and portholes. If you leave your cabin, also ensure the door is closed.

**Both the restaurant and cabins are DRY AREAS and NON-SMOKING.**

## **Electricity**

The ship provides 24-hour electricity. You can charge your laptops, iPads, cameras, and dive lights in the charging area in the restaurant or in your cabin.

But please don't charge unattended in your cabin, only if you are there too.

## **Room Service**

Cabins are cleaned every morning while you are diving. Towels are changed every three days, and bed linens every five days. If something is broken or not working, or if you need additional blankets or towels, please inform our room attendant or the Cruise Director.

## **Towels**

Dive towels are numbered. Please remember your number. While you are diving, the towels will be collected and placed back on the dive deck. The numbering ensures that each guest always uses their own towel.

## **Life on Board**

Please remember that the Sunshine is a ship and always in motion. An old saying goes: **ONE HAND FOR THE SHIP!** Always hold on, especially when surfaces are wet and slippery.

Before entering the restaurant, please dry your feet using the doormat at the salon doors.

Do not climb onto the roof while the ship is moving. You may access the roof when the Sunshine is anchored, but please inform the captain beforehand.

Sometimes, the Sunshine must lift anchor at night or early in the morning. If this is the case, we will inform you in advance.

## **Emergency**

In case of emergency, the Sunshine is equipped with an echo sounder, GPS, radio, radar, satellite phone, and satellite tracking system (Vesseltrack). Life jackets are in the cabins and gangway, and a life raft is on the roof.

Emergency oxygen is stored in the salon under the table (the regulator is stored separately – please ask the Cruise Director). A medical aid box is located in the hallway on the lower deck. Fire extinguishers are in the engine room and near the captain's station, in every cabin as well as in the kitchen.

## **Illnesses and Accidents**

Even in paradise, there can be bad days. We kindly ask you to bring your own personal travel pharmacy. Some guests leave their medications with us at the end of their holiday, but of course, we cannot be equipped for every illness.

### **Malaria**

Sulawesi is not a malaria-risk area. Therefore, prophylaxis is not necessary and is also not recommended in connection with diving.

### **Diarrhea**

Due to changes in temperature and diet, occasional digestive issues may occur. Medications are available. Please remember: drink plenty of fluids and use our drinking water for brushing your teeth.

### **Open Wounds**

Because of the tropical climate (humidity, temperature, seawater, and sand), open wounds can become infected. We recommend disinfecting them with anti-inflammatory ointment or alcohol.

### **Rashes**

Exposure to the sun, sweat, sunscreen, and neoprene can sometimes cause harmless skin rashes. A cortisone-based cream usually helps.

### **Mosquito Bites**

Apply mosquito repellent at dusk and wear long clothing. We usually have mosquito repellent and soothing balm (e.g., Tiger Balm) available. In rare cases, mosquito bites can become infected. Always disinfect them and, if necessary, have them checked by a doctor when you return home.

---

## **Underwater**

As you probably already know, many marine animals are potentially venomous but not aggressive. If an encounter does happen, inform your guide, ascend slowly, and let our crew assist you. They are knowledgeable and usually know what to do. If you're interested in this topic, you can find more information in our book *Dangerous Marine Animals*.

### **Ears**

As every diver knows, ear infections can occur during a dive holiday for various reasons. Most divers have their own remedies. If an infection does occur, we use local ear drops.

### **Stinging Creatures**

Most encounters with stinging marine life happen near the water's surface. If a sting causes a more severe skin reaction, applying alcohol (available on the boats) or vinegar (from the kitchen) can help. Vinegar in Indonesian: CUKA.

## **Diving**



First and foremost, you are here on the *Sunshine* for the diving. Here is some information about our dive operations:

We conduct three dives per day. If you'd like to do a fourth dive on certain days, feel free to ask the Cruise Director—it may be possible for an additional fee.

Dive times depend on the specific tour and location. The Cruise Director will inform you of any schedule changes.

- First dive: Usually an *Early Morning Dive* at 7:00 AM. Coffee, tea, and light refreshments are available in the restaurant. A full breakfast follows after the dive.
- Second dive: Around 11:00 AM.
- Third dive: Depending on your preferences and the location of the boat, this will either be an *afternoon dive* or a *night dive*.

All dive schedules and locations are written on the whiteboard in the Chillout Area on the upper deck. You can copy down the dive site names from there.

#### Diving Procedure

Most dives are conducted from the tender boat.

- When you hear the dive signal, please gather on the dive deck, where your gear and dive guides will be waiting.
- Get ready, check your equipment, and then move to the upper deck Chillout Area for the dive briefing.
- Note: The dive deck is a non-smoking area.

Dives are organized in two or three groups. Our tender boat, *PYGMY*, will be ready for boarding.

- Enter the boat wearing your BCD and mask.
- Use the helping hands from the crew and be cautious of slippery surfaces or rocking movements of the tender.
- You can hand over your fins, dive stick, and camera to the crew beforehand; they will store them safely so you have your hands free while boarding.
- Quick final check to ensure all gear is ready—then we set off!

At the dive site:

- Inflate your BCD, put your regulator in your mouth, and secure your mask.
- On the count of ONE... TWO... THREE... we all roll backward into the water together!
- Cameras and dive sticks will be handed to you by the crew after entry.

... Enjoy your dive! 😊

## Dive Sites and Trips

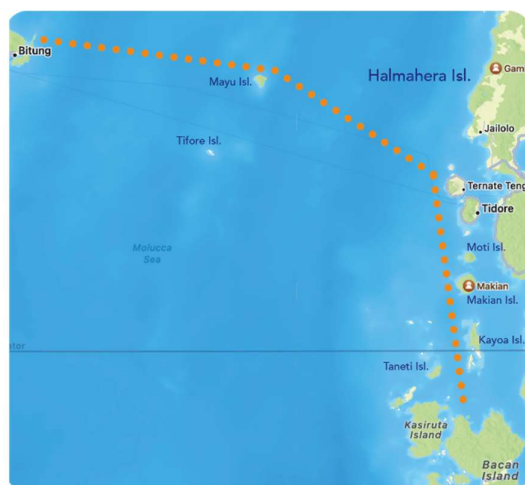
For more pictures, videos please refer to our webpage or facebook

[sunshineliveaboard.com](http://sunshineliveaboard.com) |

## Halmahera

Halmahera, the largest island in the Moluccas, is situated in the heart of the Coral Triangle, nestled between the renowned diving regions of North Sulawesi and Raja Ampat.

With over a decade of experience exploring Halmahera, KLM SUNSHINE takes you to some of the most unique and undiscovered dive sites, many of which we have personally found. These diving locations off Halmahera remain largely untouched and have been spared from the influx of mainstream diving tourism.



Our journeys aboard the KLM Sunshine will guide you through the beautiful waters of Lembeh, the islands of Tifure and Majo, and onward to the pristine Nappo Atolls in southern Halmahera. From there, we continue to Siko Island, stopping at Taneti—home to the Equator Point and Manta Bay—before heading to Lata Lata and Dragon Rock.

This exclusive tour offers the chance to encounter the Halmahera Walking Shark, discovered only in 2013, along with manta rays, schools of barracuda, and both white and blacktip reef sharks. You'll also have the opportunity to see the tiny, colorful Denise, Pontohi, and Bargibanti seahorses. Dive into crystal-clear waters and explore vibrant, untouched coral gardens teeming with life.

## Sangihe Archipel

Located about 200 kilometers north of Bangka Island, the islands of Biaro, Tagulandang, Siau, and Mahengetang are part of the stunning Sangihe Archipelago. Our journey begins in Lembeh or Bangka, and we cruise northward towards these remote gems. Due to the often rough seas in this region, this tour is weather and wave dependent, so flexibility is key



### **Biaro Island**

Biaro is the first island in the chain, easily recognized by a striking 200-meter cliff on its southern coast. The island features a large flooded depression that opens to the sea on the western side, creating a sheltered haven. North of the island, the “Bomb Rock” and “Zaccharias Rock” rise from the depths, showcasing spectacular coral growth. The “Kalokoki” reef, with its gentle slope, is a vibrant underwater landscape, home to an incredible array of soft corals in an explosion of color.

### **Ruang and Tagulandang Islands**

These two islands boast several outstanding dive sites. Off the coast of Ruang, you’ll find two lava flows that attract large schools of fish. The contrast between the black lava rocks and the vivid marine life is a visual marvel. Tagulandang offers more of the same awe-inspiring dive spots, making these islands an unmissable stop on our journey.

### **Siau Island**

At night, the glowing crater of the Karangetang volcano on Siau Island might catch your eye—one of Indonesia’s most active volcanoes. As you dive here, you may even feel a slight rumble as the volcano stirs beneath the surface. The underwater world around Siau is as dynamic as its volcanic activity, with steep underwater slopes, diverse marine life, and the added surprise of a hot spring on the beach near Batu Lehi.

### **Mahenetang Island**

The small but stunning Mahenetang Island features an underwater volcano that plunges from depths of over 500 meters, rising just below the surface. The dramatic underwater topography, combined with crystal-clear waters offering visibility of up to 40 meters, makes the diving here truly exceptional. The remote nature of this island ensures an untouched, pristine environment that’s a true diver’s paradise.

This journey through the Sangihe Archipelago offers a rare opportunity to explore some of Indonesia’s most remote and visually stunning dive sites, each with its own unique underwater landscape and vibrant marine life.

## **BOLSEL and BOLTIM**

### **Into the Unknown – Scuba Diving New Sites in Bolsel, Sulawesi**

Ready for an adventure off the beaten path? Bolsel (Bolaang Mongondow Selatan), tucked away just south of the famous Lembeh Strait, is one of Sulawesi’s best-kept secrets—and it’s waiting for you to dive into.

This is no typical diving destination. With KLM SUNSHINE, you’ll experience a journey where you’re most likely to encounter just the company of the sea, with no other divers around to spoil the solitude and serenity of the waters.

#### **A Hidden Dive Paradise**

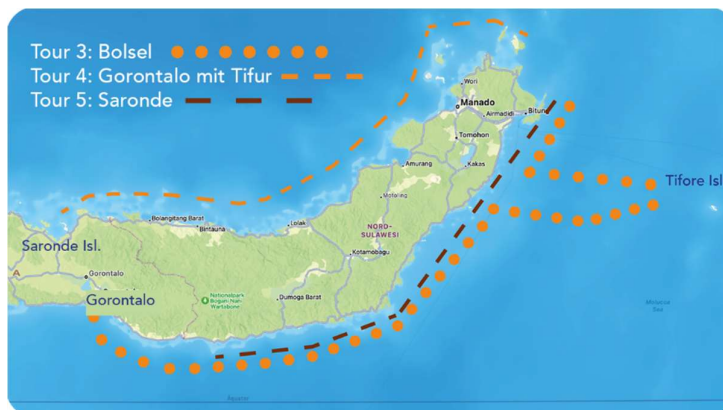
Once you leave Lembeh Strait behind, you’re headed into a world that feels untouched and completely unspoiled. This area is all about discovery. No crowds, just pure, unadulterated beauty beneath the surface.

## Bentenan Reefs

Let's start with the Bentenan Reefs—a diver's dream. Here, giant table corals stretch across the seafloor like nature's grand designs, and soft corals burst in vibrant colors, creating a living underwater garden. It's not just the scenery that will leave you in awe; the critter life here is fantastic too. From the tiniest ghost pipefish to the elusive pygmy seahorses, the macro life is absolutely incredible. And for those who like a little big animal action, you'll encounter Napoleon wrasse and reef sharks that cruise by, adding a touch of excitement to your dive.

## Buyat Bay

Next up is Buyat Bay, a stunning spot where the action never stops. Imagine drifting through the crystal-clear waters as schools of barracuda and jackfish dance around you. It's one of those places where you almost feel like you're a part of the underwater choreography. There's also plenty of incredible coral, so whether you're into wide-angle shots or getting up close to tiny critters, there's something for everyone. The bay's remoteness means it's not overrun with tourists, so you'll get to enjoy it in all its untouched glory.



## Boltim and Bolsel

Then there's the real treasure—Boltim and Bolsel. These spots are unique in every sense. The reefs here are alive with schools of barracuda and jackfish, and if you're lucky, you might even spot a few graceful turtles or reef sharks cruising by. What makes these places really stand out is the sheer size of the coral formations—they're massive! It's like diving through an underwater forest, and it feels like you're exploring a

completely different world. If night diving is your thing, Bolsel offers some of the best critter dives you can imagine. Expect to see all kinds of creatures that only come to life after dark, from colorful nudibranchs to curious cuttlefish.

Diving in Bolsel feels like stepping into the unknown, with every dive offering something new and exciting. The combination of untouched reefs, abundant marine life, and that feeling of true isolation makes this one of the most incredible dive experiences you'll ever have. Whether you're a macro enthusiast or a big animal lover, Bolsel has a little bit of everything, and it's all waiting for you to discover.

## Bangka to Saronde or Saronde to Bangka

### Perfect for First-Time Liveaboard Travelers

If you've ever wanted to try a liveaboard but weren't sure where to start, this short and easy trip is ideal. Families and snorkelers will also love the experience, with plenty of opportunities to explore both above and below the water.

**Bangka Island** – The home base of Blue Bay Divers for over 20 years, Bangka is famous for its vibrant soft corals and fascinating macro critters like pygmy seahorses and nudibranchs.

**Bunaken National Marine Park** – Renowned for its spectacular deep walls, drift diving, and frequent encounters with the famous Bunaken sea turtles.

**Amurang Bay** – A paradise for critter lovers, offering mesmerizing macro life and a variety of octopuses in its volcanic sand slopes.

**Pulau Tiga** – A hidden gem featuring mini walls, stunning coral gardens, and dreamy white sand dive sites.

**Saronde Island** – The final stop, home to Saronde Island Dive Resort, where you can soak up the tranquil beauty of North Gorontalo's turquoise waters and untouched reefs.

### **Saronde Island Dive Resort**

Saronde Island, located in North Gorontalo, is a true tropical paradise. It's the perfect place to unwind after a day of diving, with its stunning beaches and calm, clear waters. Whether you're a diver or a snorkeler, you'll find plenty to explore here. This trip is especially great for first-timers on a liveaboard, as it offers an easygoing pace and a chance to ease into the experience. Families will love the relaxed atmosphere, and even if you're not diving, the island's natural beauty is worth the visit.



### **Travel the Sea, Not the Road**

For those traveling across Sulawesi, this trip offers an incredible way to move between Gorontalo and Manado—by sea, not by car. Forget the long drives and let the ocean be your highway as you sail through some of Indonesia's most breathtaking waters.

**Are you ready to dive in? Join KLM Sunshine and experience North Sulawesi like never before!**

## **Lembeh – Bangka - Bunaken**

This short, easy liveaboard trip is a fantastic way to dip your toes into the world of liveaboard diving. If you're traveling through Sulawesi, it's also a great way to get from the Gorontalo area to Manado by sea, offering a much more scenic and relaxing alternative to long car rides.

Whether you're an experienced diver or trying a liveaboard for the first time, this trip is all about amazing diving in North Sulawesi, beautiful islands, and unforgettable moments. With KLM Sunshine, you'll discover the best of North Sulawesi in the most relaxed and scenic way possible. Get ready for an adventure like no other, as we explore some of the most **beautiful diving spots in North Sulawesi: Saronde Island, Bunaken National Marine Park, and Bangka Island**. Aboard KLM Sunshine, you'll experience a perfect mix of pristine beaches, rich marine life, and the laid-back island vibes that make this region such a hidden gem. Whether you're a nature lover, an adventure seeker, or someone just looking to get away from the usual, this trip has something for everyone.

This isn't just a vacation—it's an experience. A liveaboard means waking up to a new destination every day, surrounded by the calming sounds of the ocean and the slow pace of island life. Whether you're diving into vibrant coral reefs or lounging on the deck with a good book, you'll find the perfect balance between adventure and relaxation.

### **Bangka Island – A Diver's Paradise**

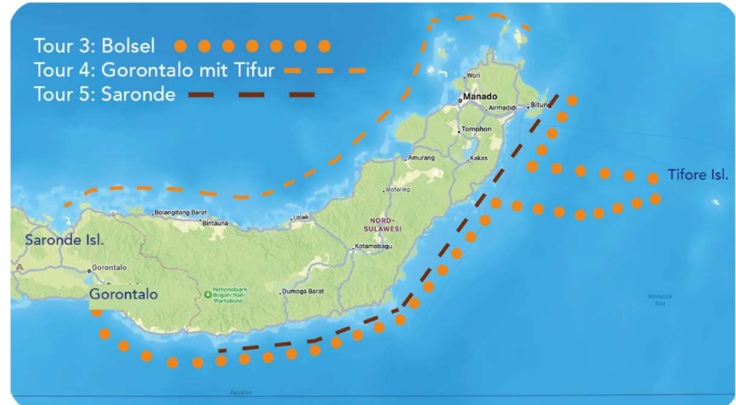
We start our journey at Bangka Island, home to Blue Bay Divers and a hub for soft corals and macro critters. This area is famous for its healthy reefs and diverse marine life, making it a top destination for divers. From here, we'll head to Bunaken National Marine Park, where you'll dive along deep walls that are home to the iconic Bunaken turtles. Then, we'll explore Amurang Bay, known for its critter-filled dives and elusive octopuses. Pulau Tiga offers a change of pace with

its mini walls and pristine white-sand dive sites. By the next day, you'll arrive at Saronde Island, where tranquility and beauty await.

## Lembeh – Tifure – Bolsel – Gorontalo

The adventure doesn't end there. After leaving Lembeh, we head to Gorontalo, where you can dive with the majestic whale sharks and marvel at the unique Salvador Dali sponges. It's a rare and exciting experience. Depending on the schedule, we might also visit Tifure Island – famous for their Schools of Fish (between Sulawesi and Halmahera) Una Una, or the Togian Islands, all known for their incredible coral gardens and vibrant underwater life.

This Trip we do only twice a year, so better book early



### Departure Day 😞

We will organize your transfer. Please confirm with us your preferred transfer time and method. We recommend staying on board for one more night after returning to the harbor. This allows you to relax and check out after breakfast the next morning. We will prepare your final bill in advance. Payment is accepted in cash or via bank transfer only.

### Tipping

Our crew works hard to ensure you have a wonderful and comfortable stay on Sunshine. Of course, our staff appreciates tips.

If you wish to leave a gratuity, you can do so together with your final bill. We make sure that ALL staff members receive an equal share, so it is not necessary to tip individual employees separately.

If you'd like to personally thank someone, our staff is also happy to receive small gifts like T-shirts, shorts, or similar items (used items are also welcome). 😊

## RATES 2025

<b>SUNSHINE TRIP 3 dives per day, fullboard inkl.</b>	<b>price per day per person</b>
First and Last cruising day 3 dive are included too	
Upper Cabin	€ 195,00
Owner Cabin (lower deck)	€ 185,00
Lower Cabin	€ 165,00
extra night on board , before or after trip	€ 50,00
extra Dive	€ 30,00
<b>NITROX ON SUNSHINE</b>	<b>Per Person per Trip</b>
Halmahera trip	€ 100,00
Sangihe Trip	€ 100,00
BOLSEL Trip	€ 100,00
Saronde Trip	€ 100,00
Gorontalo and Central Sulawesi	€ 100,00
Lembeh Bunaken Buyat Trip	€ 100,00
<b>Extra Fees (local contributions)</b>	<b>Per Person per Trip</b>
Halmahera trip	€ 100,00
ALL TRIPS: Port Clearance and other government fees	<b>€ 150,00</b>
<b>ALL TRIPS: FUEL SURCHARGE</b>	<b>€ 100,00</b>

### dive Equipment

	<b>per day , per person</b>
equipement pP - Full Set:	<b>€ 21,00</b>
BCD	€ 5,00
Wetsuit	€ 5,00
Regulator	€ 5,00
Mask Snorkel	€ 3,00
Fins Booties	€ 3,00
15 L tank	5 eur per tank / dive
UW Torch	€ 5,00
computer	5,00 €

<b>dive courses</b>	<b>price</b>
Discover Scuba Course	€ 70
Open Water	€ 400
Advanced Open Water	€ 300
Nitrox Course	€ 100
<b>Dive Master Training</b>	<b>ask us for intership</b>
rescue course	450

Pick Ups/ Drops offs	
Pick up from Airport Manado per person	€ 50,00
Drop to Airport Manado per person	€ 50,00
other Transport Destinations please ask per Quote	

Cancellation und NO Show Policy	
more the 90 Days before Stay	no fee
within 90 days before stay	30 % Fee
within 61 days before stay	full charge
No Show	full charge
SUNSHINE with in 90 days before stay	full charge
BOOKED DIVES can not be Refunded	

... not used booked dives from the dive package can not be refunded during or after the the stay

...Special circumstances may be reviewed at the discretion of the Management.

... Payment Extra or additionaly costs at Sunshine in Cash only or bank transfer online

ONLY cash Euro or Indonesian Rupiah OR onsite Bank Transfer

**We do NOT accept Credit Cards**



## **BaHASA INDONESIA**

### **Begrüßungen und Höflichkeiten:**

Guten Morgen – Selamat Pagi

Guten Tag – Selamat Siang

Guten Abend (bis 18.00 Uhr) – Selamat Sore

Guten Abend (nach 18.00 Uhr) – Selamat Malam

Gute Nacht – Selamat tidur

Guten Appetit – Selamat Makan

Auf Wiedersehen – Selamat Tinggal oder Sampai jumpa lagi

Wie gehts? – Apa Kabar?

Mir geht's gut. – Kabar Baik oder BAIK BAIK!!

Wie ist dein Name? – Siapa nama kamu?

Mein Name ist ... – Nama saya..

Schön dich zu treffen – Senang berkenalan dengan kamu

Bis später – Sampai jumpa lagi

Auf Wiedersehen (für die die abreisen) – Selamat jalan

Auf Wiedersehen (für die die bleiben) – Selamat tinggal

Ich verstehe nicht – Saya tidak mengerti

Ich spreche kein indonesisch – Saya tidak mengerti bahasa indonesia

### **Generelles:**

Ja – Ya/Tentu

O.K. – Beres

Nein / Nicht – Tidak / bukan

Danke – Terima kasih

Bitte – Kembali oder sama sama

Bitte (hilfe suchend) – Tolong/Silakan

Bitte helfen Sie mir – Tolonglah saya

Entschuldigung – Permisi.

Verzeihung – Ma'af

Wie spät is tes? – Jam berapa?

dieses – Ini

Dari mana? – Wo kommst du her?

Tuan asal dari mana? – Aus welchem Land kommst du?

Mau ke mana? – Wo gehts du hin?

Hati Hati – Achtung, aufpassen

Lecker – enak  
Hungrig – lapar  
Durstig - haus  
Handtuch – handuk  
Essen – makan  
Scharf - pedas  
Schlafen – tidur  
Traum – mimpi  
Schön – indah oder cantik

Tauchen und Tauchplätze:

Ecke – Tanjung  
Stein - Batu  
Davor – Muka  
Mandi – Dusche  
Sand – Pasir  
Tauchen – menyelam  
Nacht Tauchen – menyelam malam  
Luft – anging  
Wie tief – berapa dalam  
Vorsicht – awas  
Bist du bereit? – siap?  
Warte! – tunggu  
Langsam – pelan pelan  
Ich habe vergessen – saya lupa  
Es ist nicht moeglich – tidak boleh  
Ich weiss nicht – saya tidak tahu  
Bitte helfe mir – bisa kamu tolong saya  
Uebelkeit – rasa mual  
Sonnenbrille – kacamata hitam  
Toilette – kamar kecil  
Nass – basah  
Kalt - dingin